

# Stark County's Influenza Weekly Report

## Week 47 (11/19/17-11/25/17)



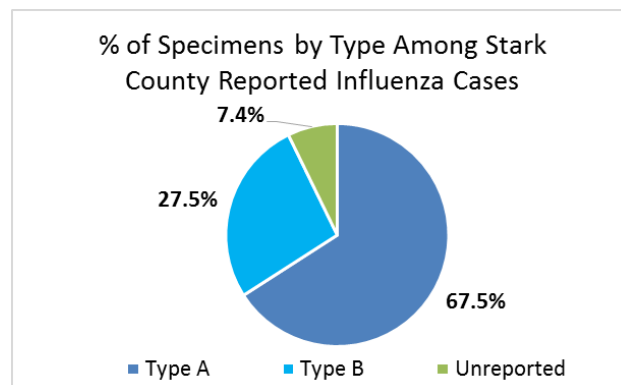
**Public Health**  
Prevent. Promote. Protect.

### During Week 47:

- During week 47, Stark County had four influenza-associated hospitalizations.
- Nationally, there were zero influenza-associated pediatric deaths reported.
- During week 47, 210 influenza A specimens were collected nationally from public health laboratories, which made up 88.6% of all positive specimens; 9.7% subtyped as the 2009 H1N1 virus, 90.3% subtyped as the H3 virus, and subtyping was not performed on the remainder.

### So Far this Year:

- There have been twenty influenza-associated hospitalizations so far this year in Stark County.
  - Ages of those hospitalized for influenza have ranged from 2 years to 96 years of age with the average age being 59.6 years (median 69.5 years old).
- A cumulative rate of 2.0 laboratory-confirmed influenza-associated hospitalizations per 100,000 population was reported.
- Up through week 47, 8778 specimens were collected nationally from public health laboratories. 1714 were typed influenza A. This was 87.0% of all specimens collected. Of these, 9.9% subtyped as the 2009 H1N1 virus, 89.1% subtyped as the H3 virus, and subtyping was not performed on the remainder.
- Nationally, there have been five influenza-associated pediatric deaths reported so far this year. Last year, at the same time, there were zero.
- One human infection with a novel influenza A virus (H1N1v) was reported from Iowa during week 46.

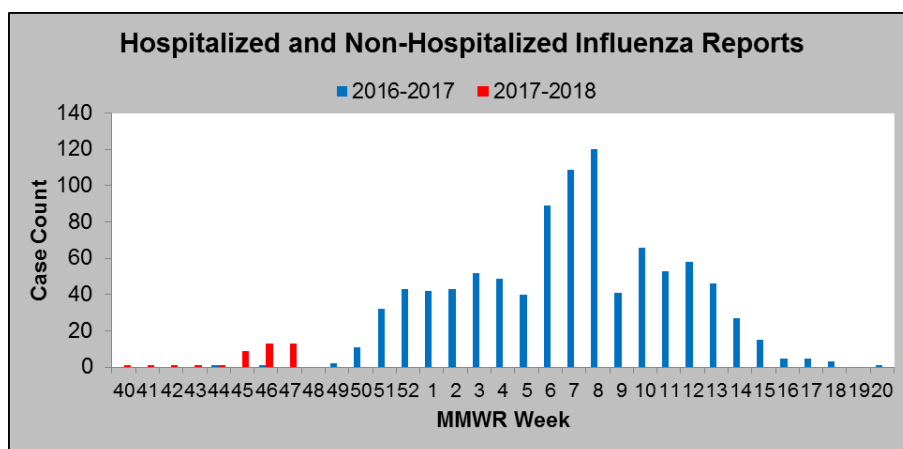


### Viruses Circulating vs. Viruses in this Year's Vaccine:

- Antigenic characterization was not reported for Week 47.

### Graph 1: Hospitalized and Non-Hospitalized Influenza Cases Reported to the Local Health Department.

- ◆ There were thirteen cases of hospitalized and non-hospitalized influenza reported for Week 47 in Stark County. Last year there were zero cases reported this week. Stark County increased forty cases reported so far this year compared to two cases reported so far last year.



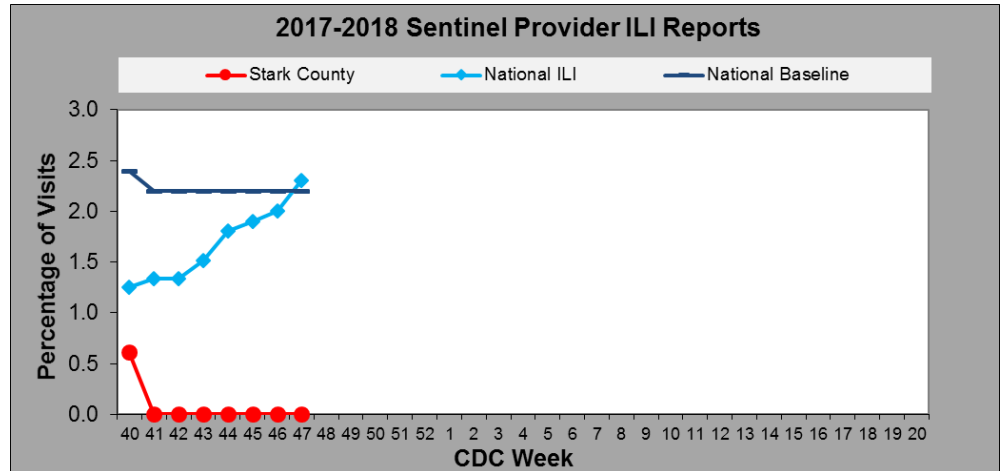
\* All data presented in this weekly report are preliminary and may change as additional information is received.

\* Multiyear averages included in this weekly report do not include the 2009/2010 H1N1 season.

- If you have any questions please contact Avi Joseph at 330.493.9914 or [josepha@starkhealth.org](mailto:josepha@starkhealth.org) or Amanda Archer at 330.489.3327 or [aarcher@cantonhealth.org](mailto:aarcher@cantonhealth.org)

**Graph 2: Sentinel Provider Reported Influenza Like Illness (ILI) in Stark County.**

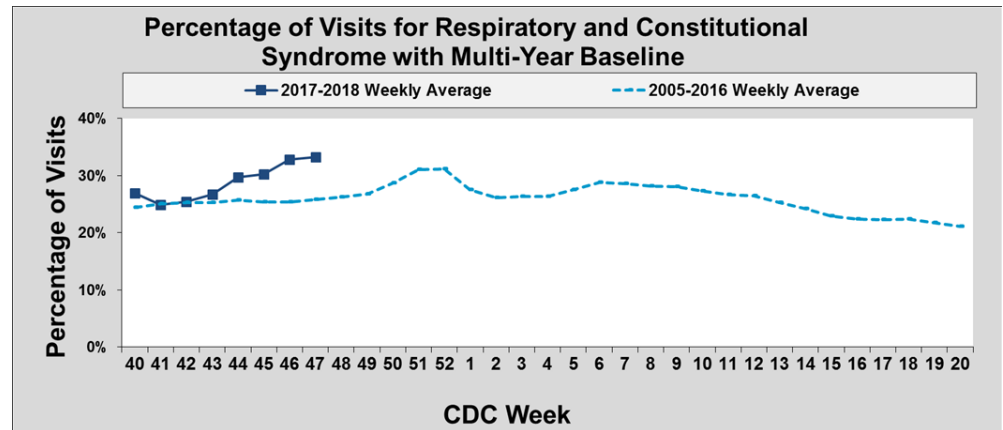
- ◆ During week 47, no Stark County Sentinel Providers reported the percentage of their visits identified as ILI. Nationally, it was reported that 2.3% of visits were for ILI. This was, for the first time this season, above the national baseline at 2.2% of visits.



**Graph 3: Emergency Department Visits for Respiratory and Constitutional Syndromes.**

(Source: Health Monitoring Systems, EpiCenter, Hospital and Stat Care Patient Registration Surveillance System)

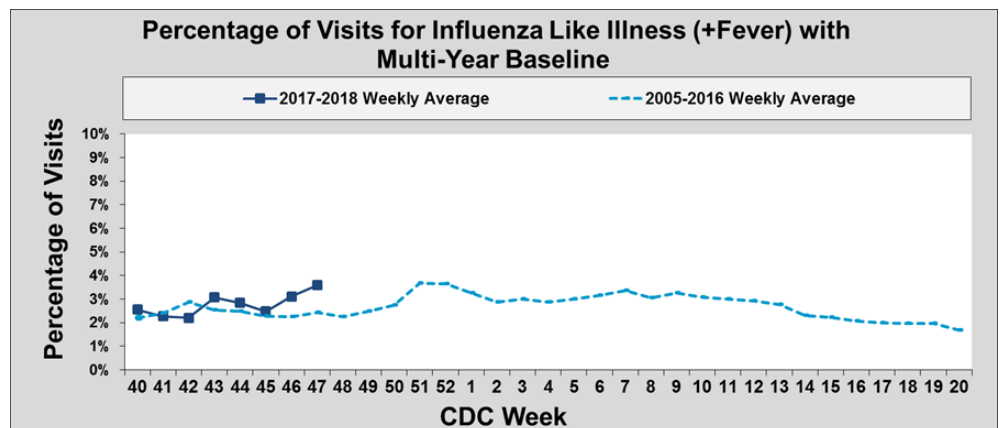
- ◆ ED and Stat Care visits for respiratory and constitutional syndrome were consistent with the previous week, but continue show a seasonal uptick and continue to remain above the multi-year baseline average during week 47.



**Graph 4: Emergency Department (ED) Visits for Influenza Like Illness (+Fever).**

(Source: Health Monitoring Systems, EpiCenter, Hospital and Stat Care Patient Registration Surveillance System)

- ◆ ED and Stat Care visits for ILI + Fever for MMWR week 47 increased, and continue to remain above the multi-year average.



\* All data presented in this weekly report are preliminary and may change as additional information is received.

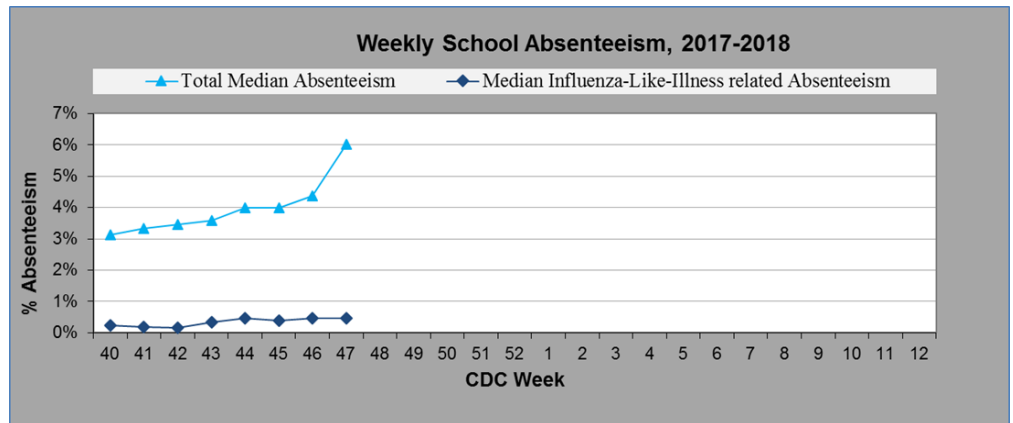
\* Multiyear averages included in this weekly report do not include the 2009/2010 H1N1 season.

➤ If you have any questions please contact Avi Joseph at 330.493.9914 or [josepha@starkhealth.org](mailto:josepha@starkhealth.org) or Amanda Archer at 330.489.3327 or [aarcher@cantonhealth.org](mailto:aarcher@cantonhealth.org)

**Graph 5: Stark County School Absenteeism.**

(Source: Voluntary reporting by multiple school districts throughout the county)

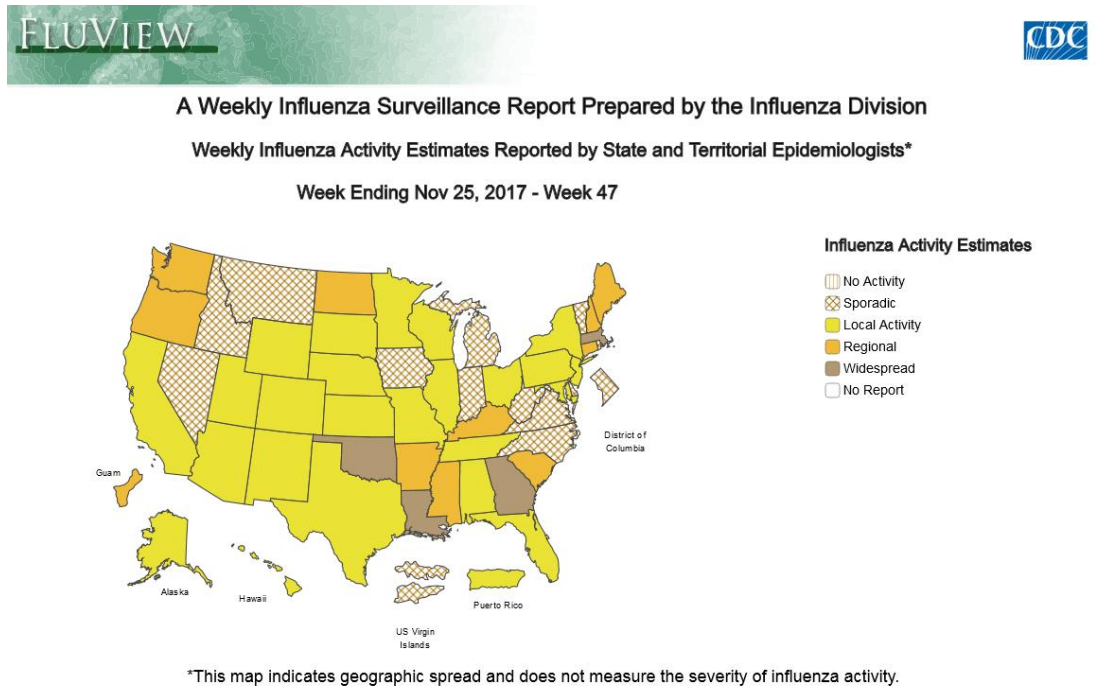
- ◆ During week 47, there were 50 school absenteeism reports submitted. Of those, the total median absenteeism increased with a continued uptick for the season. Those absent specifically with influenza-like-illness showed a slight decrease.



**Map: Weekly Geographic Influenza Activity Estimates Reported by State and Territorial Epidemiologists Syndromes.**

(Source: Health Monitoring Systems, EpiCenter, hospital and stat care patient registration surveillance system)

- ◆ During week 47, Ohio remained at local influenza activity, along with 23 other states. There were 10 states reporting regional activity.



Alliance City Health  
Department  
cityofalliance.com/health



Promoting and Protecting Health Since 1849  
Canton City Health  
Department  
cantonhealth.org



Massillon City Health  
Department  
massillonohio.com/health



Stark County Health  
Department  
starkhealth.org

\* All data presented in this weekly report are preliminary and may change as additional information is received.

\* Multiyear averages included in this weekly report do not include the 2009/2010 H1N1 season.

➤ If you have any questions please contact Avi Joseph at 330.493.9914 or [josepha@starkhealth.org](mailto:josepha@starkhealth.org) or Amanda Archer at 330.489.3327 or [aarcher@cantonhealth.org](mailto:aarcher@cantonhealth.org)